


STATEMENT OF CASH FLOWS


For the month of April 2025

	<u>Current Month</u>	<u>Year to Date</u>
<u>Cash Flows from Operating Activities</u>		
Cash Inflows:		
Collection of Water Bills	P 12,713,153.60	P 55,495,958.85
Collection of Other Water Revenues	1,223,773.94	5,515,198.55
Refund of overpayment of expenses and Cash Advances	7,815.51	144,739.82
Receipt of Performance/Bidders/Bail Bonds	-	55,000.00
Proceeds from Sales of Materials	83,786.82	383,068.46
Interests from Deposits, Cash adjustments	21,418.32	95,021.39
Other Receipts	182,310.87	995,334.69
Total Cash Inflows	<u>14,232,259.06</u>	<u>62,684,321.76</u>
Cash Outflows:		
Payment of Operating Expenses:		
Salaries and Wages	3,394,052.68	12,885,519.48
Other Personnel Expenses	700,048.89	3,819,829.60
Fuel/Power for Pumping	3,270,311.53	13,952,691.74
Chemicals	14,400.00	81,406.00
Purchased Water	-	31,084.50
Other Operation and Maint. Expenses	2,661,363.93	11,004,965.77
Payment of Payables	320,205.60	3,997,861.18
Purchase of office supplies Inventory	-	-
Remittance of GSIS/PAG-IBIG/Withholding Taxes	-	-
Remittance of Franchise Tax	817,990.48	1,578,243.42
Other Disbursements	473,303.99	4,032,264.79
Total Cash Outflows	<u>11,651,677.10</u>	<u>51,383,866.48</u>
Total Cash Provided (used) by Operating Activities	<u>2,580,581.96</u>	<u>11,300,455.28</u>
<u>Cash Flows from Investing Activities:</u>		
Cash Outflows: (Breakdown of CAPEX, see separate sheet)		
Purchase/construction of		
Infrastructure Assets	2,290,423.84	4,735,375.46
Office Equipment, Furnitures and Fixtures	-	135,000.00
Other Property, Plant and Equipment	-	-
Total Cash Outflows	<u>2,290,423.84</u>	<u>4,870,375.46</u>
Total Cash Used by Investing Activities	<u>(2,290,423.84)</u>	<u>(4,870,375.46)</u>
Cash Provided by Operating and Investing Activities	<u>290,158.12</u>	<u>6,430,079.82</u>
Add: Cash and Cash Equivalents - Beginning	52,319,171.20	46,179,249.50
Cash and Cash Equivalents, Ending	P 52,609,329.32	P 52,609,329.32
Add:		
Reversal of unreleased checks 2024	(2,487,987.45)	(2,487,987.45)
Net Cash Balance as of April 30, 2025	<u><u>50,121,341.87</u></u>	<u><u>50,121,341.87</u></u>


Certified Correct:


JANET R. NADALA
 Div. Manager, Finance

Recommended:


GRACELA B. PALUCA
 Admin. & Finance Dept. Manager

Approved:


RUEL D. TABADA
 General Manager

Breakdown of CAPEX:

Purchase/construction of Infrastructure Assets	
Pipeline Extension Projects	-
Pipeline Maintenance Projects (Bgys)	342,201.42
New Service Connections	1,034,412.50
Laboratory Building	417,009.92
Water Refilling Equipment	496,800.00
Total	<u>2,290,423.84</u>
Office Equipment, Furnitures and Fixtures	
	-
Total	<u>-</u>
Other Property, Plant and Equipment	
	-
Total	<u>-</u>
TOTAL CAPEX	<u>2,290,423.84</u>

j